








Class: EYFS

Topic Title: Amazing Animals!

Key question: I wonder why animals are all so different?

Possible opportunities:

- Pets
- Farm animals
- Zoo animals
- Wild animals
- Large animals
- Small animals
- Nativity animals



Amazing Animals! Autumn 2

In Autumn 2, our learning adventure continues with the exciting theme “**Amazing Animals**”, where children will discover the wonderful variety of creatures that share our world. Guided by the question “**I wonder why animals are all so different?**”, we will explore the similarities and differences between animals and learn how they live, move, and grow.

Children's curiosity will lead our learning as we investigate animals from many habitats – from pets at home and farmyard favourites to fascinating zoo animals and creatures found in the wild. We will look closely at big and small animals, noticing their features, patterns, and behaviours, and begin to understand how each one is perfectly suited to its environment.

As we approach Christmas, our studies will also include the **Nativity animals**, linking our topic to this special time of year. Through stories, creative art, songs, and role play, children will deepen their understanding of the natural world while developing empathy, care, and respect for living things. This topic encourages observation, wonder, and appreciation for the amazing diversity of animal life all around us.

Communication and Language

We will help our children to:

- Continue developing confidence when speaking in small groups, class discussions, and imaginative play
- Use and explore new vocabulary related to animals, habitats, movement, and size through stories, songs, and role play
- Listen carefully to longer stories and recall key events or details about different animals
- Follow a wider range of instructions involving two or more steps during games, routines, and creative activities
- Express their thoughts, ideas, and feelings clearly when talking about animals and their characteristics
- Take turns in conversations, showing awareness of others' ideas and opinions
- Ask and answer questions to find out more about animals and their environments
- Use descriptive language to talk about what animals look like, where they live, and how they move
- Engage in imaginative role play and storytelling using animal characters to support expressive language development
- Begin to use more complex positional and comparative language (e.g. above, below, faster, slower, bigger, smaller)



Worsthorne
Primary School

PSED – Personal, Social and Emotional Development

We will help our children to:

- Develop confidence in expressing their feelings, ideas, and opinions within group discussions and play
- Recognise how caring for animals relates to kindness, empathy, and respect for living things
- Continue building positive friendships by sharing, cooperating, and showing fairness in play
- Use language to talk about emotions, showing awareness of how their actions can affect others
- Demonstrate perseverance and pride when learning new skills or completing small challenges
- Work collaboratively in pairs or groups, taking turns and listening to others' ideas
- Develop confidence in making choices and expressing preferences

Specific PSHE sessions:

Money Matters

Question - I wonder how Ed and Bunny spend their money?

Children will begin exploring the concept of money through role play and stories, learning that money is used to buy things and comes in different forms. We'll also talk about kindness, such as sharing toys, helping others, and understanding feelings, as we prepare for our Christmas Toy Appeal. Through stories and circle time, we'll introduce the idea of rules and being part of a community, linking to our school values of being ready, respectful, and responsible.

Physical Development

We will help our children to:

PE Unit Overview – Rumble in the Jungle

- To travel on hands and feet.
- To travel on hands and feet with increasing coordination and control.
- To travel on hands and feet using a range of pathways, levels, and directions.
- To roll in a variety of ways.
- To use underarm and overarm throws with increasing accuracy.
- To revise and apply fundamental movement skills covered in the unit.

Alongside our structured PE sessions, children will continue to develop their **fine and gross motor skills** through a variety of indoor and outdoor activities.

We will help our children to:

- Build upper body strength, balance, and coordination through climbing, running, jumping, and large-scale play
- Move confidently and safely in a range of ways, negotiating space and obstacles
- Use large equipment outdoors to practise pushing, pulling, balancing, and swinging movements
- Develop fine motor control through activities such as threading, cutting, moulding, and drawing
- Use tools like scissors, pencils, and paintbrushes with growing precision and confidence
- Refine hand-eye coordination through catching, throwing, building, and construction play
- Explore animal-inspired movement, encouraging creativity, rhythm, and body awareness
- Begin to understand how exercise, rest, and healthy choices help their bodies grow strong.

Number and Numerical patterns

We will help our children to:

- Deepen their understanding of numbers to 10 through practical activities, songs, and games
- Recognise, name, and form numerals 1 to 10 with increasing control and accuracy
- Count objects, actions, and sounds with 1:1 correspondence up to 10
- Match numerals to quantities accurately up to 10 using a range of manipulatives
- Explore Numberblocks 6 to 10 to support number recognition, composition, and patterns
- Develop number sense by subitising small quantities and identifying parts within a whole
- Investigate number patterns, such as odd and even, and counting forwards and backwards
- Begin to understand number bonds within 5 and to 10 through practical and visual experiences
- Compare quantities and numbers using mathematical language such as more than, less than, and equal to
- Use positional, size, and comparative language during play (e.g. big/small, long/short, above/below)
- Explore simple problem-solving through sorting, matching, and grouping activities linked to animals and habitats

Reading, Writing and Comprehension (Literacy)

We will help our children to:

- Revisit and secure recognition of **Phase 2 phonemes** where needed, and continue learning the next set of sounds
- Blend sounds confidently for reading simple words and captions
- Segment sounds to spell and write CVC and simple words independently
- Use phoneme frames, sound mats, and letter formation practice to support early writing skills
- Continue forming letters correctly and with increasing control and confidence
- Begin to write short captions and simple sentences linked to stories and our animal theme
- Listen attentively to stories, recalling key events, characters, and settings
- Talk about what happens in the stories and make simple predictions or connections to their own experiences
- Use new vocabulary from *The Leaf Thief*, *Little Robin Red Vest*, and *The Nativity Story* in conversation and play
- Show awareness of how print works, including directionality and spacing between words



Worsthorne
Primary School

Expressive Art and Design (EAD)

We will help our children to:

- Explore and create animal-inspired artwork using a variety of materials, textures, and tools
- Experiment with pattern, colour, and form to represent different animal features such as fur, feathers, scales, and markings
- Develop fine motor skills through cutting, joining, folding, and constructing models of animals and habitats
- Use paint, collage, clay, and recycled materials to create both 2D and 3D animal artwork
- Respond to music through movement, rhythm, and sound, exploring songs and dances linked to animals and the **Nativity**
- Take part in imaginative role play and small world activities based on animal stories and environments
- Use instruments to explore tempo, dynamics, and sound patterns inspired by animals' movements and sounds
- Begin to plan and talk about their creations, describing the materials and techniques used
- Work collaboratively on group art projects such as animal displays or seasonal decorations
- Build confidence in performing songs and rhymes from *The Nativity performance*.

Understanding of the World

We will help our children to:

- Observe and describe similarities and differences between animals, such as size, features, movement, and diet
- Begin to understand that animals live in different habitats and adapt to where they live
- Explore how animals grow and change over time, learning about life cycles and needs for survival
- Talk about how to care for animals and the importance of being kind and responsible towards living things
- Use simple tools and equipment to observe animals closely and investigate the natural environment
- Ask and answer questions about animals, showing curiosity and making links with their own experiences
- Continue to notice and discuss seasonal changes as autumn turns to winter, including how this affects animals and weather
- Begin to use simple vocabulary related to science and nature, such as habitat, hibernate, and camouflage
- Develop an awareness of celebrations and traditions, including the **Nativity** and how animals are part of this story
 - To know about Bonfire safety
 - To know about Remembrance Day
 - Learn about how people and communities celebrate **Christmas** around the world, noticing similarities and differences in traditions
 - Recognise the importance of kindness, giving, and togetherness at **Christmas time**, understanding how these values connect families and communities



Worsthorne
Primary School